

Description:

QUANTOFIX® Peracetic Acid 50 are test strips for the semi-quantitative determination of peracetic acid (PAA) (CH_3COOOH) in solutions. Peracetic acid is used as an ecological disinfectant, for example in the food, beverage, cosmetic, pharmaceutical and medical industries. This test is also suitable for the detection of peracetic acid and hydrogen peroxide residues in rinsing solutions for dialysers.

Measuring range: 5-50 mg/l peracetic acid

Colour gradation: 0-5-10-20-30-50 mg/l peracetic acid

Pack content:

100 test strips

Reaction principle:

Peracetic acid oxidizes an aromatic amine forming a blue colour.

General indications:

Remove only as many test sticks as are required. Close the container immediately after removing the sticks. Do not touch the test field with your fingers.

Instructions for use:

1. Insert the test strip into the test solution for 1 second.
2. Shake off excess liquid.
3. Wait 5 seconds.
4. Then, compare the test field immediately with the colour scale. Take the value which matches closest with the coloured test field (reading accuracy: $\pm \frac{1}{2}$ coloured field of the scale).

The reaction colour of the test field may change after the value has been taken. It is therefore crucial to evaluate the coloration within the prescribed time scale in order to achieve a correct result. Ignore colour changes that occur after the reaction time (5 seconds).

Quality control:

To check the correct functioning of the test strips, use a peracetic acid solution with a concentration of 20 mg/l. For this purpose, first prepare a stock solution of 2000 mg/l by mixing 1.115 ml of 39% peracetic acid with distilled water to a volume of 250 ml in a volumetric flask. Then, dilute 5 ml of the stock solution in 500 ml of hydrogen peroxide solution (approx. 2000 mg/l) (=20 mg/l PAA). Immediately perform the measurement with the test strip. If the control solution produces a negative result even after repeating the process, then the remaining unused test strips must be discarded. The same applies for the negative control (inserting a test strip into distilled water): in this case no blue coloration may occur. Possible reasons for incorrect functioning of the test strips may be that the use-by-date has been exceeded, the container has been left open for too long or has been stored incorrectly.

Interferences:

If the sample solution has a pH value of 2-9, the reaction will take place without interferences. Strongly acidic solutions must be buffered with sodium acetate, and alkaline solutions with citric acid to a pH of 5-7. The presence of other strong oxidants such as halogens and halogen oxides will also lead to positive results.

Storage and shelf life:






Avoid exposing the strips to sunlight and moisture. Keep container cool and dry (storage temperature between 4°C and 30 °C). If correctly stored, the test strips may be used until the use-by-date printed on the packaging.

Additional information:

The test strip container stopper contains a non-toxic drying agent. If swallowed, drink plenty of water.

Disposal: Dispose of used test strips as domestic waste.

Explanation of symbols:

 Lot number	 Use by	 Storage temperature
 Catalogue number	 Please read package insert	



Rev.: 2009-05

MACHEREY-NAGEL GmbH & Co. KG · Neumann-Neander-Str. 6-8 · D-52355 Düren (Germany)

Tel.: +49 24 21 9 69-0 · Fax +49 24 21 9 69-199

e-mail: sales-de@mn-net.com · www.mn-net.com

